

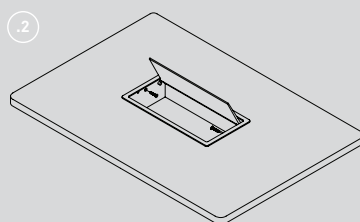
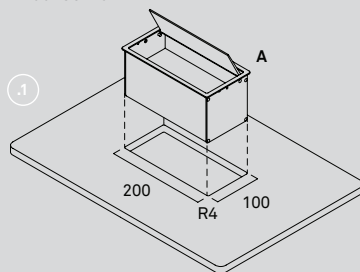
ITACCESS — MOD. A WHITE AND BLACK

TECHNICAL DATA SHEET

Plug-in charging device.

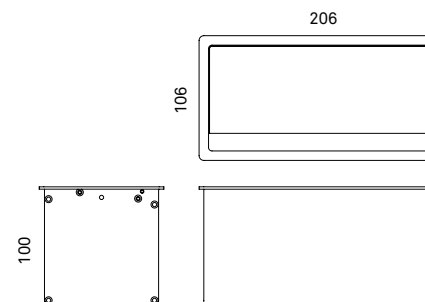


DIAGRAM OF HOLE DRILLING IN TOP AND INSTALLATION ITACCESS MOD. A



TECHNICAL SPECIFICATIONS:

- Drill the hole in the top as per drawing (.1)
- Insert the ItAccess mod. A and secure it using self-tapping screws on the inner edge of the top (.2)
- Connect a power outlet (not provided) at the bottom of ItAccess via a type C14 plug to the power supply



COD. ACLI000 WHITE

- Painted extruded aluminium body and cover 198x98xH.100
- Hole drilling in the top for insertion 200x100 R4
- No. 1 schuko socket
- No. 2 USBs for fast charging 2.5A
- Power supply 100-240 Vac 50/60 Hz 35W max.

COD. ACLI000 BLACK

- Painted extruded aluminium body and cover 198x98xH.100
- Hole drilling in the top for insertion 200x100 R4
- No. 1 schuko socket
- No. 2 USBs for fast charging 2.5A
- Power supply 100-240 Vac 50/60 Hz 35W max.

OPTIONAL

- Customised extruded profile, socket configuration and painting

ItAccess is a registered trademark of Check Up Srl